

Fellowes

Ergonomic Solutions



Crystals™ Gel
Keyboard Wrist Support

Crystals™ Gel

Keyboard Wrist Support

Features:

- Wrist support conforms to your wrist and redistributes pressure points
- Soothing gel provides added comfort and support
- Stylish, transparent gel adds colour to your workspace
- Stain resistant, wipe clean with a damp cloth
- Tested by FIRA International Ltd to comply with the ergonomic requirements set out in European Health and Safety Legislation: EN ISO 9241-5




Specification:

Code	9112201	9113709	9143703
Colour	Black	Blue	Purple
Product Dimensions (H x W x D)	159 x 5.87 x 47.15 cm		
Product Weight	0.31 kg		
Retail Packaging Dimensions (H x W x D)	1.75 x 7.94 x 50.80 cm		
Retail Packaging Weight	0.34 kg		
Outer Carton Dimensions (H x W x D)	8.89 x 8.89 x 52.71 cm		
Outer Carton Weight	1.50 kg		
Material	Gel		
Type of Wrist Support	Keyboard		
Retail Barcode (UPC)	043859527182	077511911378	077511914379
Outer Carton Barcode (SCS)	50043859527187	50077511911373	50077511914374
Quantity per Outer Carton	4		
Country of Origin	China		
Warranty	5 Year Limited		



Ergonomic wrist position

Provides support to your wrists, ensuring your forearms are horizontal and wrists are in a neutral position.



Gel

Soothing gel provides added comfort and support

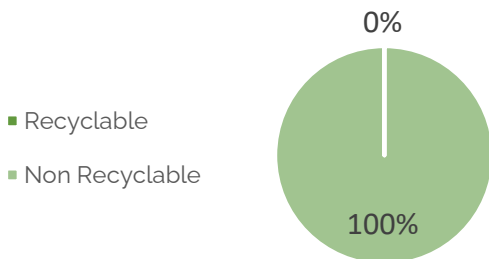


3 Colour Choices

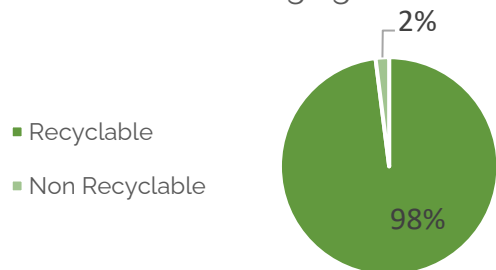
Stylish, transparent gel adds colour to your workspace.

Recyclability:

Product



Packaging



Ergonomic Working:



ZONE 2

AVOID WRIST PRESSURE

Support your wrists.

Keep forearms parallel with the top of your desk and wrists in a neutral posture.

Fellowes

How to use a Wrist Support

- 1. Mouse position:** Place your mouse and mousepad/flex rest in line with your shoulders, or as close to your keyboard as possible to avoid tension in the arm and shoulder (or so your arm is relaxed by your body)
- 2. Keyboard position:** Place your keyboard/rest close to you so you do not need to reach forward
- 3. Arm position:** Check your sitting height to ensure your forearms are horizontal and your wrists are in a neutral position when mousing or typing.



Certifications:

Pending: EN ISO 9241-5 1999 Ergonomic requirements for office work with visual display terminals (VDT's): part 5: 1999, workstation layout and postural requirements.



Aftercare:

Cleaning: Wipe over with a damp microfibre cloth. Do not use any cleaning solutions.

Handling & Storage: Read and follow all instructions and warnings before use. This product is intended for indoor use only.

Dimensional Drawings:

