

**Fellowes**

Ergonomic Solutions



Office Suites™  
**Desktop Copyholder**

# Office Suites™

## Desktop Copyholder


### Features:

- 3 in 1 - Document holder, memo board and clipboard
- Holds up to 150 sheets of paper at a time
- Copyholder adjusts for A3 paper
- Adjustable tilt customises your viewing angle by up to 45°
- Includes adjustable line guide for highlighting text
- Dry erase memo board is ideal for quick reference notes or reminders
- Tested by FIRA International Ltd to comply with the ergonomic requirements set out in European Health and Safety Legislation: EN ISO 9241-5



### Specification:

Code	8033201
Colour	Black
Product Dimensions (H x W x D)	38.10 x 26.04 x 15.24 cm
Product Weight	0.73 kg
Retail Packaging Dimensions (H x W x D)	33.34 x 25.56 x 7.94 cm
Retail Packaging Weight	0.91 kg
Outer Carton Dimensions (H x W x D)	35.56 x 27.94 x 33.02 cm
Outer Carton Weight	4.33 kg
Height Range	31 -34 cm
Angle Range	65 - 85°
Sheet Capacity	150
Weight Capacity	1 kg
Paper Size	A4 & A3
Line Guide	Yes
Features	Clipboard & Memo Board
Retail Barcode (UPC)	077511803321
Outer Carton Barcode (SCS)	50077511803326
Quantity per Outer Carton	4
Warranty	5 Year Limited



**Ergonomic design**

Reduce neck strain with raised paperwork position



**Memo Board**

Dry erase memo board is ideal for quick reference notes or reminders



**Tilt Adjustable**

Adjustable tilt customises your viewing angle by up to 45°

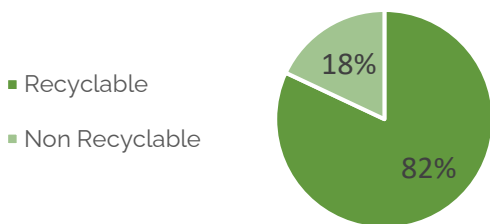


**Adjustable Line Guide**

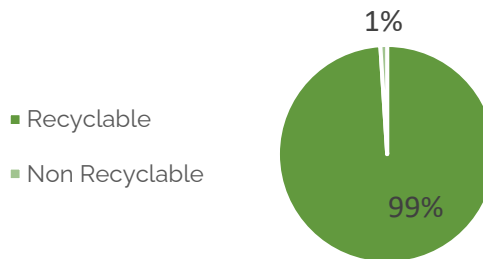
Line guide slides up or down and swings out of the way when not in use

**Recyclability:**

Product



Packaging



## Ergonomic Working:



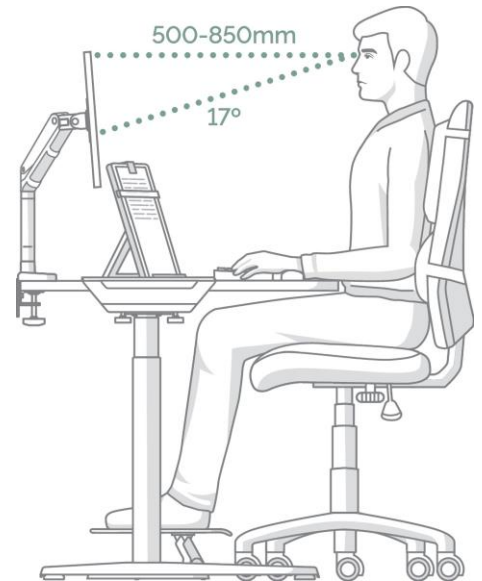
# ZONE 3

RELIEVE NECK STRAIN

Achieve comfortable reading  
Ensure your eyes are in line with  
paperwork by positioning it vertically.

### How to use a document holder

- 1. Position:** Place the holder at the side of your screen then tilt the holder towards you so you can clearly see all the document without moving your head downwards.
- 2. Check screen position:** Ensure that your main monitor is positioned at approximately arms' reach with the top of the screen roughly level with your eyes.
- 3. Viewing documents:** Adjust the angle of your document holder so the top of the document it is as high as possible to reduce the need for bending your neck and leaning forwards. Line guides can help keep paper in place and help you navigate to text faster.
- 4. Lighting:** Make sure you have suitable lighting to view your documents.



## Certifications:

EN ISO 9241-5 1999 Ergonomic requirements for office work with visual display terminals (VDT's): part 5: 1999, workstation layout and postural requirements.



## Aftercare:

**Cleaning:** Wipe over with a damp microfibre cloth. Do not use any cleaning solutions.

**Handling & Storage:** Read and follow all instructions and warnings before use. This product is intended for indoor use only.

Dimensional Drawings:

---

