

Fellowes

Ergonomic Solutions



Smart Suites™
Monitor Riser

Smart Suites™

Monitor Riser


Features:

- Raise your monitor to the correct ergonomic height to help relieve back, neck and eye strain.
- 3 height adjustments to maximise viewing comfort
- Unique shape fits neatly in desk corner to maximise workspace
- Max Weight: 10kg
- Tested by FIRA International Ltd to comply with the ergonomic requirements set out in European Health and Safety Legislation: EN ISO 9241-5




Specification:

Code	8020101
Colour	Grey/Black
Product Dimensions (H x W x D)	13.02 x 46.99 x 31.75 cm
Product Weight	0.71 kg
Retail Carton Dimensions (H x W x D)	47.94 x 32.70 x 10.48 cm
Retail Carton Weight	1.06 kg
Outer Carton Dimensions (H x W x D)	22.86 x 35.24 x 50.48 cm
Outer Carton Weight	2.77 kg
Number of Height Settings	3
Height Range	10 / 11.5 / 13 cm
Features	Corner Compatible
Weight Capacity (kg)	10 kg
Retail Barcode (UPC)	043859541386
Outer Carton Barcode (SCS)	50043859541381
Quantity per Outer Carton	2
Country of Origin	China
Warranty	5 Year Limited



Ergonomic viewing

Maintaining a comfortable viewing height for your monitor reduces strain on your neck and eyes



Height Adjustable

3 height settings to achieve perfect viewing height



Unique shape

Maximize your desk space by utilizing the storage area underneath the platform.

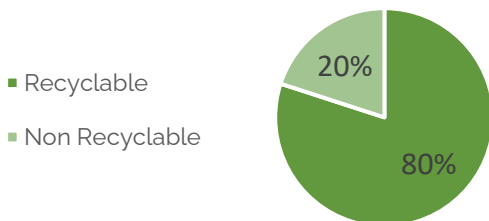


Mixed colours

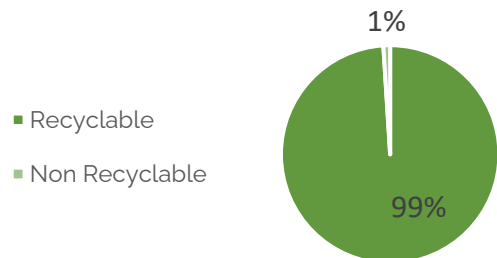
Blends into any working environment with the grey and black colour mix

Recyclability:

Product



Packaging



Ergonomic Working:



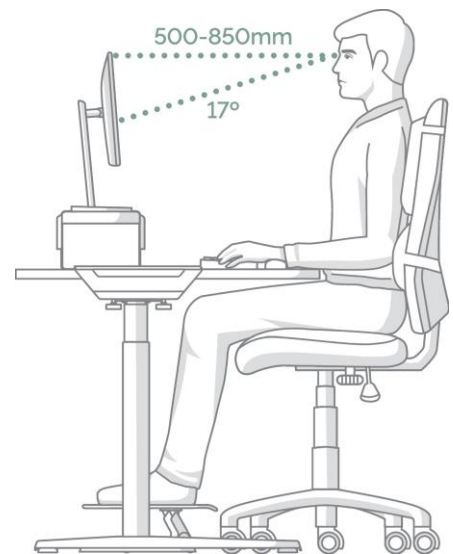
ZONE 3 RELIEVE NECK STRAIN

Achieve comfortable viewing.
Ensure your eyes are in line with
the top of your screen.

How to use a monitor stand/riser

- 1. Adjust the height** - Whether sitting or standing adjust the monitor riser until the top of your monitor or monitors are roughly level with your eyes
- 2. Positioning** - Check that your monitor is positioned so you can touch the screen with your finger tips
- 3. Tilt** - Slightly tilting the screen upwards can also help create a more comfortable neck position

TIP: Combine with a document support or writing slope to further reduce neck and eye strain.



Certifications:

Pending: EN ISO 9241-5 1999 Ergonomic requirements for office work with visual display terminals (VDT's): part 5: 1999, workstation layout and postural requirements.



Aftercare:

Cleaning: Wipe over with a damp microfibre cloth. Do not use any cleaning solutions.

Handling & Storage: Read and follow all instructions and warnings before use. This product is intended for indoor use only.

Dimensional Drawings:

