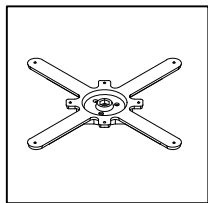
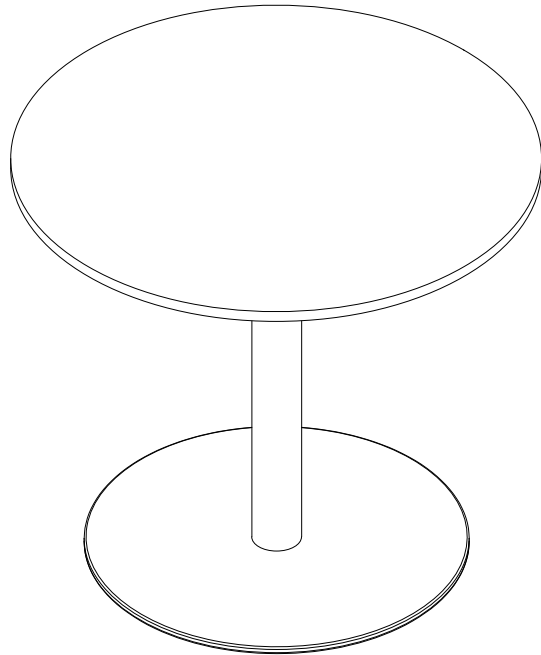


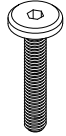
dams



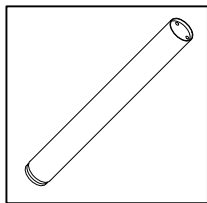
Monza Tables



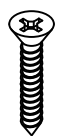
QUANTITY - 6



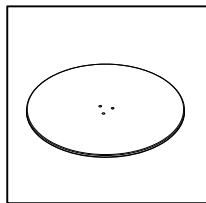
M8x35



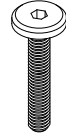
QUANTITY - 4



Wood Screw



QUANTITY - 6




M8x35

Step 1

Locate the correct position for the top and attach the constructed base to the table top with the wood screws.

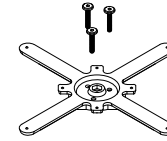
QUANTITY - 4



Wood Screw

Step 1

Fix the bracket and the table base to the table column using the M8x35 bolts provided.



Ensure the bracket and base are secured tightly before continuing.

