

Fellowes

Ergonomic Solutions



I-Spire Series™
Laptop Lift

I-Spire Series™

Laptop Lift

Features:

- Elevate your laptop to a comfortable viewing position to reduce eye, neck and shoulder strain.
- Raises your laptop screen to eye level, relieving stress on the shoulders and neck
- Built-in curvature design prevents the laptop from overheating
- Holds up to a 17" laptop or 6kg
- Contemporary and stylish design to suit any office or home decor
- Design coordinates with other items in the I-Spire Series™
- No assembly required



Specification:

Code	972402	9311202
Colour	Black	White
Product Dimensions (H x W x D)	10.48 x 33.50 x 23.65 cm	
Product Weight	0.43 kg	
Retail Packaging Dimensions (H x W x D)	11.43 x 23.18 x 34.29 cm	
Retail Packaging Weight	0.64 kg	
Outer Carton Dimensions (H x W x D)	25.72 x 25.08 x 35.24 cm	
Outer Carton Weight	1.65 kg	
Weight Capacity (kg)	6 kg	
Maximum Laptop Size	17" / 43.18 cm	
Material Type	Plastic	
Features	Built-in curvature	
Number of Height Settings	1	
Retail Barcode (UPC)	043859700301	043859664153
Outer Carton Barcode (SCS)	10043859700308	10043859664150
Quantity per Outer Carton	2	
Country of Origin	China	
Warranty	5 Year Limited	



Ergonomic viewing

Elevate your laptop to a comfortable viewing position to reduce eye, neck and shoulder strain.



Laptop Cooling

Prevents overheating with smart curvature design

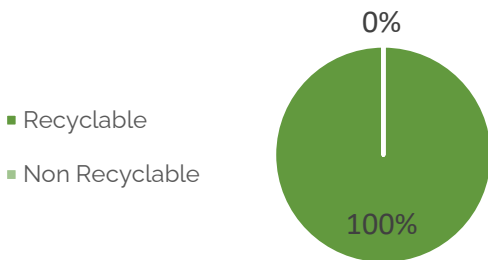


Stylish design

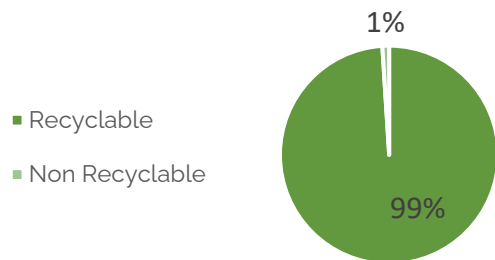
Contemporary modern design to suit any office or home decor

Recyclability:

Product



Packaging



Ergonomic Working:

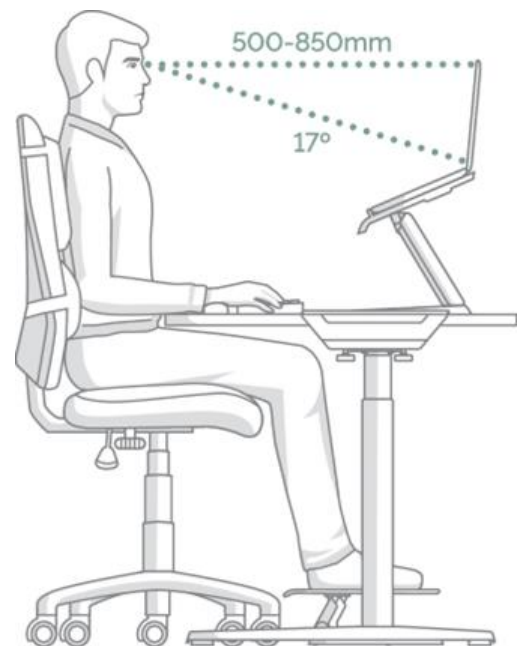


ZONE 3 RELIEVE NECK STRAIN

Achieve comfortable viewing.
Ensure your eyes are in line with
the top of your screen.

How to use a laptop stand

1. **Adjust the height:** Whether sitting or standing check that your laptop screen is roughly level with the top of your eyes
2. **Check the distance:** As per a monitor, make sure the screen is roughly arm's distance away from you.
3. **Tilt:** Tilt your screen upwards or downwards to create a more comfortable position for the neck
4. **External keyboard and mouse:** Always use an external keyboard and mouse when using a laptop riser.



Aftercare:

Cleaning: Wipe over with a damp microfibre cloth. Do not use any cleaning solutions.

Handling & Storage: Read and follow all instructions and warnings before use. This product is intended for indoor use only.

Dimensional Drawings:

