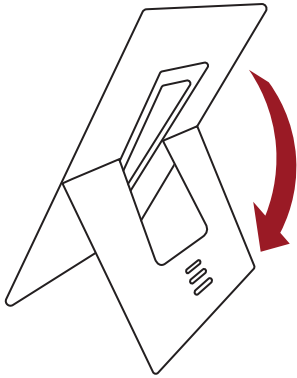
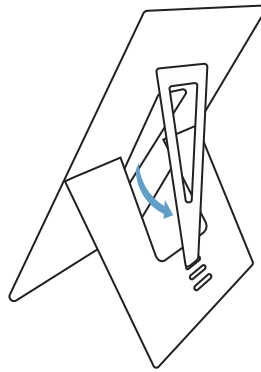


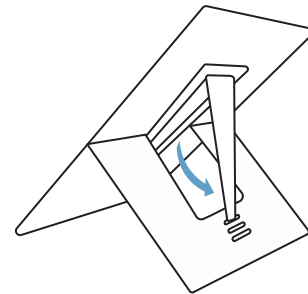
Setup - How to set up your Libro K book holder



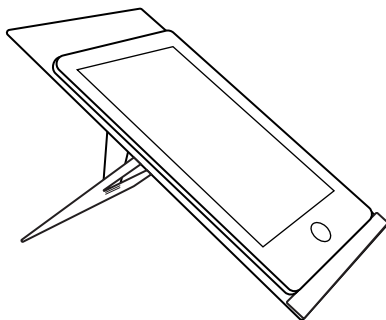
1. Unfold main **support leg**.



2. Unfold **long strut** and insert it in one of the slots for high angle support to use the stand as a document holder.



3. Unfold **short strut** and insert it in one of the slots for low angle support to use the stand as writing slope.



4. Place a document or tablet on the stand for convenient work. Use it alongside or in-line with your screen.