

Fellowes

Ergonomic Solutions



Memory Foam

Keyboard Wrist Support

Memory Foam

Keyboard Wrist Support

Features:

- Soft foam pillow conforms to your wrist for exceptional comfort yet never loses its shape
- Memory foam retains body heat for improved circulation
- Redistributes pressure points and ensures proper hand position while typing.
- Tested by FIRA International Ltd to comply with the ergonomic requirements set out in European Health and Safety Legislation: EN ISO 9241-5



Specification:

| | | |
|---|--------------------------|----------------|
| Code | 9178201 | 9178401 |
| Colour | Black | Blue |
| Product Dimensions (H x W x D) | 2.38 x 49.05 x 5.87 cm | |
| Product Weight | 0.17 kg | |
| Retail Packaging Dimensions (H x W x D) | 2.90 x 8.30 x 52.80 cm | |
| Retail Packaging Weight | 0.25 kg | |
| Outer Carton Dimensions (H x W x D) | 10.16 x 12.07 x 53.34 cm | |
| Outer Carton Weight | 1.18 kg | |
| Material | Memory Foam | |
| Type of Wrist Support | Keyboard | |
| Retail Barcode (UPC) | 043859503377 | 043859503391 |
| Outer Carton Barcode (SCS) | 50043859503372 | 50043859503396 |
| Quantity per Outer Carton | 4 | |
| Country of Origin | China | |
| Warranty | 5 Year Limited | |



Ergonomic wrist position

Provides support to your wrists, ensuring your forearms are horizontal and wrists are in a neutral position.

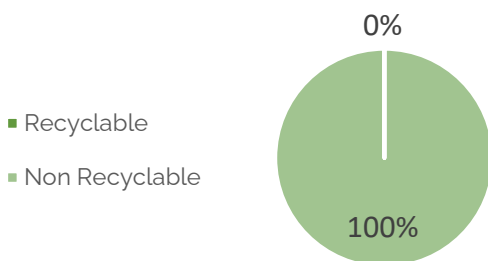


Memory Foam

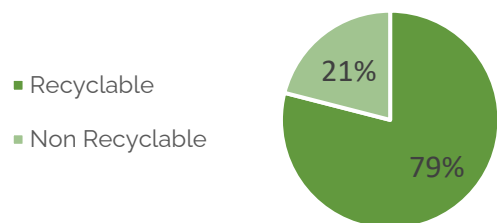
Soft foam pillow conforms to your wrist for exceptional comfort yet never loses its shape

Recyclability:

Product



Packaging



Ergonomic Working:



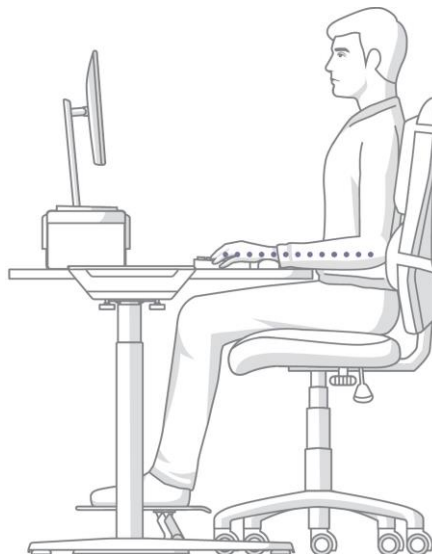
ZONE 2 AVOID WRIST PRESSURE

Support your wrists.
Keep forearms parallel with the top of your desk and wrists in a neutral posture.

Fellowes

How to use a Wrist Support

- 1. Mouse position:** Place your mouse and mousepad/flex rest in line with your shoulders, or as close to your keyboard as possible to avoid tension in the arm and shoulder (or so your arm is relaxed by your body)
- 2. Keyboard position:** Place your keyboard/rest close to you so you do not need to reach forward
- 3. Arm position:** Check your sitting height to ensure your forearms are horizontal and your wrists are in a neutral position when mousing or typing.



Certifications:

Pending: EN ISO 9241-5 1999 Ergonomic requirements for office work with visual display terminals (VDT's): part 5: 1999, workstation layout and postural requirements.



Aftercare:

Cleaning: Wipe over with a damp microfibre cloth. Do not use any cleaning solutions.

Handling & Storage: Read and follow all instructions and warnings before use. This product is intended for indoor use only.

Dimensional Drawings:

