


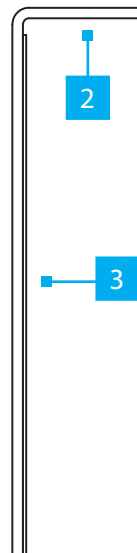
## Universal Acrylic Privacy Screen for Monitors - Hanging Design

Front View



\*Product may vary from image

Side View



	Components	Function
1	Acrylic Frame	<ul style="list-style-type: none"> <li>Mounting structure to attach the <b>Privacy Filter</b> to the <b>Monitor</b></li> <li>Provides protection to the <b>Screen</b></li> <li>Glossy finish</li> </ul>
2	Mounting Lip	<ul style="list-style-type: none"> <li>Enables the <b>Acrylic Frame</b> to hang securely from the <b>Top</b> of the <b>Monitor</b></li> <li>Attach the <b>Silicone Bumpers</b> to the <b>Inside</b> of the <b>Monitor Lip</b> to provide grip and keep the <b>Acrylic Frame</b> from touching the <b>Monitor</b></li> </ul>
3	Privacy Filter	<ul style="list-style-type: none"> <li><b>Privacy Effect</b> when viewing the <b>Screen</b> at angles greater than <b>30°</b> off-center from the <b>Left</b> or <b>Right</b></li> <li>The total <b>Field of View</b> is <b>60°</b></li> </ul>

### Requirements

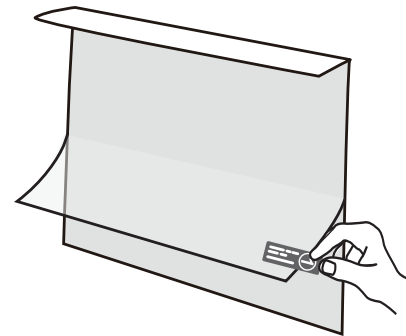
For the latest manuals, product information, technical specifications, and declarations of conformance, please visit: [www.startech.com/support](http://www.startech.com/support)

### Package Contents

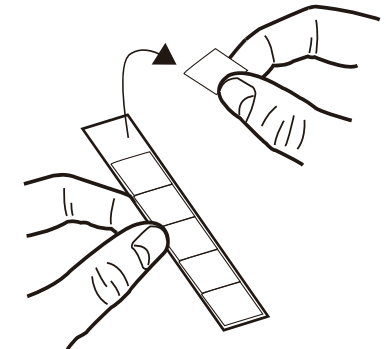
- Acrylic Hanging Privacy Filter x 1
- Wiping Cloth x 1
- Silicone Bumpers x 6
- Quick-Start Guide x 1

### Install the Privacy Filter

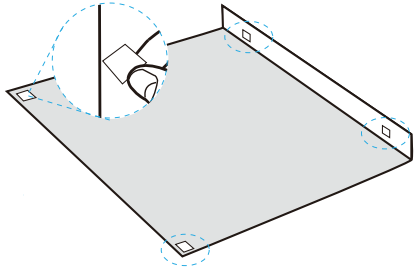
1




2



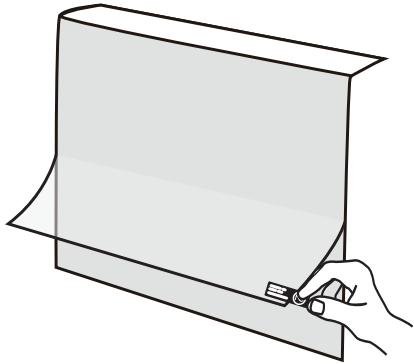
3




4



5



6



#### EU REACH Declaration

This product complies with the Registration, Evaluation, Authorization, and Restriction of Chemicals (REACH) Regulation (EC) of the European Parliament and the Council. The product does not contain any of the Substances of Very High Concern (SVHC) or Restricted Substances above the threshold values declared by the European Agency for Chemicals (ECHA) on their website's documented/maintained lists.

#### Use of Trademarks, Registered Trademarks, and other Protected Names and Symbols

This manual may make reference to trademarks, registered trademarks, and other protected names and/or symbols of third-party companies not related in any way to StarTech.com. Where they occur these references are for illustrative purposes only and do not represent an endorsement of a product or service by StarTech.com, or an endorsement of the product(s) to which this manual applies by the third-party company in question. StarTech.com hereby acknowledges that all trademarks, registered trademarks, service marks, and other protected names and/or symbols contained in this manual and related documents are the property of their respective holders.

#### Warranty Information

This product is backed by a two-year warranty.

For further information on product warranty terms and conditions, please refer to [www.startech.com/warranty](http://www.startech.com/warranty).

#### Limitation of Liability

In no event shall the liability of StarTech.com Ltd. and StarTech.com USA LLP (or their officers, directors, employees or agents) for any damages (whether direct or indirect, special, punitive, incidental, consequential, or otherwise), loss of profits, loss of business, or any pecuniary loss, arising out of or related to the use of the product exceed the actual price paid for the product. Some states do not allow the exclusion or limitation of incidental or consequential damages. If such laws apply, the limitations or exclusions contained in this statement may not apply to you.

#### Safety Measures

- Read the entire manual and ensure the instructions are fully understood before assembling and/or using this product.

#### Mesures de sécurité

- Lisez tout le manuel et assurez-vous que vous comprenez les instructions avant de commencer à assembler et utiliser ce produit.

#### 安全対策

- 最初に取扱説明書を最後まで読み、本製品の組み立て方をすべて理解してから組み立て作業を始めて下さい。

#### Misure di Sicurezza

- Leggere l'intero manuale e assicurarsi di aver compreso tutte le istruzioni prima di iniziare ad assemblare e a utilizzare questo prodotto.

#### Säkerhetsåtgärder

- Läs hela manualen och se till att du förstår instruktionerna innan du börjar montera och använda produkten.

#### Medidas de Seguridad

- Lea todo el manual y asegúrese de haber comprendido bien las instrucciones antes de proceder con el ensamblaje y el uso de este producto.

#### Veiligheidsmaatregelen

- Lees de gehele handleiding en zorg dat u de instructies begrijpt voordat u dit product in elkaar zet en gebruikt.

#### Sicherheitsmaßnahmen

- Lesen Sie das gesamte Handbuch und vergewissern Sie sich, dass Sie die Anweisungen verstanden haben, bevor Sie das Produkt zusammenbauen und benutzen



#### StarTech.com Ltd.

45 Artisans Crescent  
London, Ontario  
N5V 5E9  
Canada

#### StarTech.com LLP

4490 South Hamilton  
Road  
Groveport, Ohio  
43125  
U.S.A.

#### StarTech.com Ltd.

Unit B, Pinnacle 15  
Gowerton Road  
Brackmills,  
Northampton  
NN4 7BW  
United Kingdom

#### StarTech.com Ltd.

Siriusdreef 17-27  
2132 WT Hoofddorp  
The Netherlands

FR: [startech.com/fr](http://startech.com/fr)  
DE: [startech.com/de](http://startech.com/de)  
ES: [startech.com/es](http://startech.com/es)  
NL: [startech.com/nl](http://startech.com/nl)  
IT: [startech.com/it](http://startech.com/it)  
JP: [startech.com/jp](http://startech.com/jp)