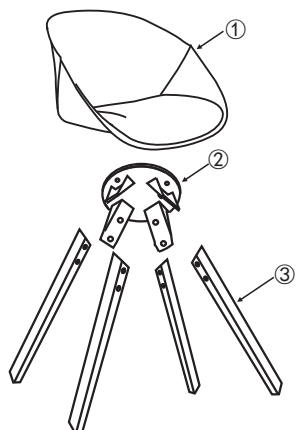


ASSEMBLY INSTRUCTIONS

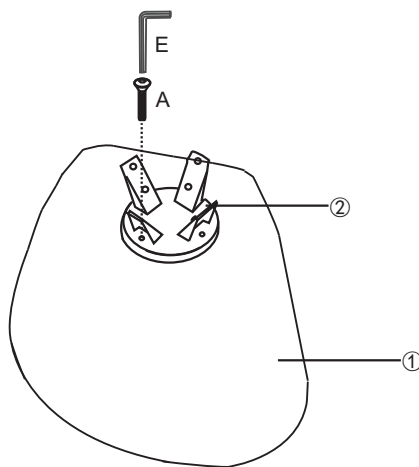
6947



Ax4
M6x14cm
Bx8
M6x30cm
Cx8
M6x15cm
Dx8
M6
Ex2
M5

1

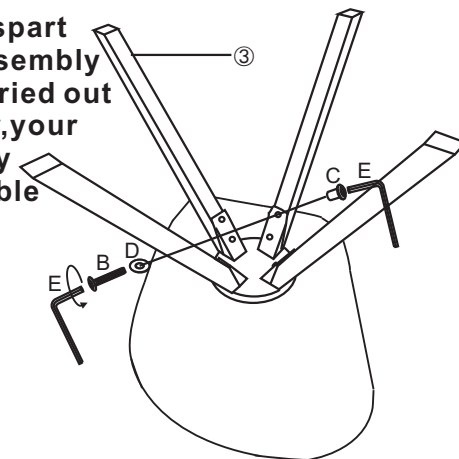
Ax4	Ex1
M6x14cm	M5



2

Bx8	Cx8	Dx8	Ex2
M6x30	M6x15cm	M6	M5

NB: If this part of the assembly is not carried out correctly, your chair may be unstable



3



Notice: Please tighten screws up initially using fingers only to avoid cross threading the screws