

Fellowes

Ergonomic Solutions



Office Suites™
Monitor Riser

Office Suites™

Monitor Riser

Features:

- Raise your monitor to the correct ergonomic height to help relieve back, neck and eye strain. Supports large monitors up to 36kg in weight
- Adjustable feet provide 5 height adjustments to maximise viewing comfort
- Stows laptop underneath for in-office use and to save space
- Storage tray organises business essentials
- Tested by FIRA International Ltd to comply with the ergonomic requirements set out in European Health and Safety Legislation: EN ISO 9241-5
- Height Adjustments: 10.7/12/13.3/14.6/15.9cm



Specification:

Code	8031101
Colour	Black
Product Dimensions (H x W x D)	10.64 x 50.48 x 35.72 cm
Product Weight	2.13 kg
Retail Carton Dimensions (H x W x D)	36.83 x 52.07 x 11.43 cm
Retail Carton Weight	2.63 kg
Outer Carton Dimensions (H x W x D)	25.10 x 38.74 x 53.67 cm
Outer Carton Weight	5.78 kg
Number of Height Settings	5
Height Range	10.7/12/13.3/14.6/15.9 cm
Features	Built-in Storage
Weight Capacity (kg)	36 kg
Retail Barcode (UPC)	043859470976
Outer Carton Barcode (SCS)	50043859470971
Quantity per Outer Carton	2
Country of Origin	China
Warranty	5 Year Limited



Ergonomic viewing

Maintaining a comfortable viewing height for your monitor reduces strain on your neck and eyes



Height adjustable

Adjustable feet provide 5 height adjustments to maximise viewing comfort

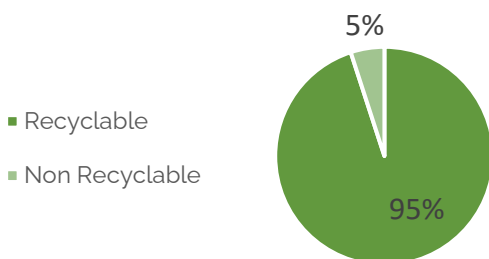


Storage tray

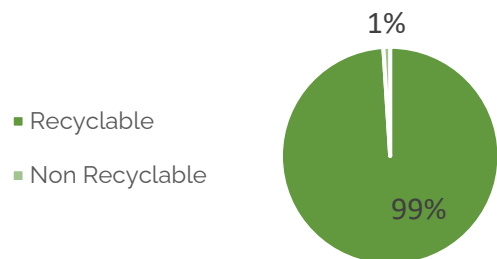
Keep business essentials store in the tray

Recyclability:

Product



Packaging



Ergonomic Working:



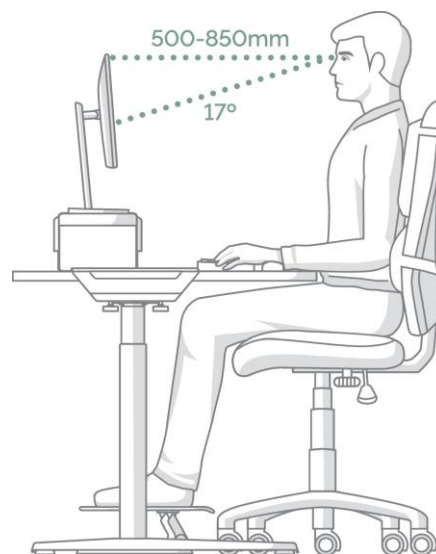
ZONE 3 RELIEVE NECK STRAIN

Achieve comfortable viewing.
Ensure your eyes are in line with
the top of your screen.

How to use a monitor stand/riser

- 1. Adjust the height** - Whether sitting or standing adjust the monitor riser until the top of your monitor or monitors are roughly level with your eyes
- 2. Positioning** - Check that your monitor is positioned so you can touch the screen with your finger tips
- 3. Tilt** - Slightly tilting the screen upwards can also help create a more comfortable neck position

TIP: Combine with a document support or writing slope to further reduce neck and eye strain.



Certifications:

Pending: EN ISO 9241-5 1999 Ergonomic requirements for office work with visual display terminals (VDT's): part 5: 1999, workstation layout and postural requirements.



Aftercare:

Cleaning: Wipe over with a damp microfibre cloth. Do not use any cleaning solutions.

Handling & Storage: Read and follow all instructions and warnings before use. This product is intended for indoor use only.

Dimensional Drawings:

