

## Product info sheet

### Milton Disinfection Fluid

Liquid for disinfecting surfaces and utensils in professional kitchens.



#### Product Information

- ✓ For Hospitals & Professional kitchens
  - Effective for disinfecting kitchen work surfaces, floors, walls and kitchen equipment after cleaning.
  - Effective for blood spillages, feeding utensils and general ward equipments
- ✓ Effective against a wide spectrum of bacteria, helping to improve hygiene security; Kills bacteria, fungus & viruses:

\*Bactericidal: in 15 min EN 1040, EN 1276 (including MRSA), EN 14561 and at 1.8% v/v EN 13697, Fungicidal: in 15 min EN 1275, EN 1650 and EN 14562 on *Candida albicans* (agent responsible for thrush), Virucidal: in 15 min NF T72-180, Effective on Coronavirus and Rotavirus.

- ✓ Kills 99.999% of bacteria according to the disinfection standard EN1276\*<sup>1</sup> and EN13697\*<sup>2</sup> norms.  
\*<sup>1</sup>0.5% dosage, 5 min contact time and \*<sup>2</sup> 1.8% dosage, 5 min contact time (bacterial activity).
- ✓ Avoid prolonged contact with metal objects, painted or polished surfaces, aluminum and linoleum.
- ✓ Do not use neat on metal surfaces. Do not soak metal parts.
- ✓ Fragrance-free

#### Technical information

Appearance: Clear aqueous liquid

Smell: Unperfumed

pH (1% aqueous solution): 11.0

Relative density: 1.13 g/mL

Water solubility: High

#### Usage Instructions

#### Usage Aids

- ✓ 11mL-Pelican and 25mL-Pelican pumps.
- ✓ 600mL spray bottle.

#### CHIP/Classification + First Aid Measures

This product is not classified as hazardous.

#### Warning:

- ✓ Do not use together with other products. May release dangerous gases (chlorine).

**Eye contact:** Rinse thoroughly with plenty of water for several minutes. If symptoms persist, seek medical advice.

**Skin contact:** Rinse affected area with water. If needed apply cold compress to relieve irritation. If symptoms persist, discontinue use of product and seek medical advice.






**Ingestion:** Drink a glass of water to dilute product. Do not induce vomiting. Act immediately in order to prevent further irritation of mouth, throat and stomach mucosa. If symptoms persist, if persistent vomiting occurs or if blood tinged vomits is present, seek medical advice.

**Inhalation:** Go into open air and ventilate suspected area. If irritation is experienced, mouth and throat may be rinsed with water. Aerosolized product adhering to the nasal cavity may be rinsed/diluted with saline/plain water. If irritation or asthma-like symptoms persist seek medical advice.

Safety data sheet available for professional user on request.

#### Storage requirements

**DIRECTIONS FOR USE:** For professional kitchen: Clean surfaces thoroughly using detergent and rinse. Prepare and use the Milton solution using the instructions below. Leave to dry.

APPLICATION	DOSAGE	USAGE INSTRUCTIONS	MINIMUM CONTACT TIME	FOR HOSPITAL USE
	11 ml 600 ml	Dose 11 ml (1x11 ml pump) into spray bottle and fill with cold tap water to 600 ml. Spray surface. Wipe with clean damp cloth to cover the surface.	15 min. 	<p><b>All utensils and surfaces should be thoroughly pre-cleaned with soap or detergent.</b></p> <p><b>Dilutions:</b>  <b>Neat:</b> Treatment of body fluid spillages – cover area with fluid and mop up with clean and dry paper.  <b>1/20:</b> Laboratory work surfaces and plastic protective aprons – wipe over surface with solution.  <b>1/160:</b> All plastic non porous equipment baby feeding utensils and breast pump parts. Thoroughly pre-cleanse and immerse in the solution for 15 minutes. Change all made up solution after 24 hours.</p>
	22 ml 4 L	Dose 22 ml (2x11 ml pump) in 4L cold tap water. Wipe over surface with solution.		
	22 ml 4 L	Dose 22 ml (2x11 ml) in 4L cold tap water. Immerse utensils in solution, except metal parts. For destaining, leave immersed for 30 minutes.		
	50 ml 10 L	Rinse to remove dirt/debris. Dose 50 ml (2x25 ml pump) in 10L cold tap water. Immerse vegetables/fruit in solution. Rinse thoroughly.		

Stable under normal conditions. Store in a cool and dry area, assure sufficient ventilation and do not store close to acids.

**Pack size**

5L.

**Pack type**

High Density Polyethylene Canister (blue) + Polypropylene cup (white).

Cleans surfaces thoroughly using detergent and rinse. Prepare and use Milton solution as per table below. Leave to dry.

**Use solution within 24h.**

- ✓ For disinfecting food contact surfaces: Put 11mL (1x11mL-pelican pump) into spray bottle and fill up with cold water to 600mL. Wipe with clean damp cloth to cover the surface. Minimum contact time **5 Min.**
- ✓ For disinfecting other surfaces: Dose 22mL (2x11mL-pelican pumps) in 4 litres of cold water. Wipe over surface with solution. Minimum contact time **5 Min.**
- ✓ For disinfecting & destaining utensils: Put 22mL (2x11mL-pelican pumps) in 4 litres of cold water. Immerse utensils in solution, except metal parts. Minimum contact time **5 Min.** For stain removal, leave immersed for **30 minutes.**
- ✓ For hygienic cleaning of fruit and vegetables: Rinse to remove dirt/debris. Dose 50mL (2x25mL-pelican pumps) in 10L cold water. Immerse vegetables/fruit in solution and rinse thoroughly. Minimum contact time **5 Min.**